



THE COPPERMINES  
LAKES COTTAGES

# Grizedale Stages Rally 2022



Service Pack

Friday 2nd & Saturday 3rd December 2022

[www.grizedalestages.co.uk](http://www.grizedalestages.co.uk)

Furness District Motor Club Ltd

# **Service Pack**

## **1. Overview**

The Service Park is at Skelwith Fold. This is 5 miles NE of Coniston, and 1.25 miles SW of Ambleside. Postcode; **LA22 0HY**. What3Words; retailing.frost.recur

There is one Main Service halt of 45 minutes between Stages 3 and 4 on Saturday 3<sup>rd</sup> December 2022, with FCD at 11:12hrs.

Skelwith Fold will also host, on Friday 2<sup>nd</sup> December 2022;

- Scrutineering, incl Noise Test
- Trailer Park
- Overnight secure parking
- Vital Fuels

Servicing will take place on three areas normally used by Touring caravans, which are at the Western end of the park, near the “Back Gate”.

The roads in Skelwith Fold are narrow. Therefore, it is a condition of use by the owners, that we have a one-way system in place to prevent you damaging the verges whilst avoiding each other. THEREFORE IT IS VITAL THAT YOU ADHERE TO THE ONE-WAY SYSTEM.

Adding to the complication, however, it is necessary to reverse the One-Way system on Saturday morning at 10:30hrs in order to allow larger vehicles back out through the Main Entrance.

Essentially up until 10:30hrs on Saturday you are heading ‘up’ from the Main Entrance towards the Back Gate. After 10:30hrs you are heading ‘down’ from the Back Gate towards the Main Entrance.

PLEASE TAKE CARE TO UNDERSTAND AND FOLLOW THE CORRECT DIRECTION OF FLOW. Signage and marshals will help direct you. TAKE CARE, do not just think you can ignore the signs and “nip down there”. We take a VERY dim view of breaches of the one-way system and could result in your competing car receiving a penalty. [You don’t want that conversation with your driver, as much as we don’t want the conversation with the owners of Skelwith Fold as to why there are tyre tracks across their grass verge!!]

See diagrams on Pages 5, 6, 7 and 8.

## **2. Opening Times and Access**

Opening Hours will be;

- Friday 2<sup>nd</sup> December 2022 12:00hrs to 21:00hrs
- Saturday 3<sup>rd</sup> December 2022 08:00hrs to 18:00hrs

Access out of the “Back Gate” is NOT SUITABLE for trailers or vehicles over 3.5t. Prior to 10:30hrs on Saturday, larger vehicles or those with trailers will need to exit at the Main Entrance which can be reached via the (convoluted!!) One-Way System which runs from Service Area 3.

After 10:30hrs on Saturday, EVERY vehicle will only be able to Exit at the Main Entrance.

Categories of Vehicle Allowed in to Skelwith Fold;

- Service Van
- Competition Car
- Trailer – trailers CANNOT be left in the Servicing Areas. There is a dedicated Trailer unloading and parking area near Scrutineering.

We recognise that those intending on leaving their Service Van and their competing car, at Skelwith Fold overnight on Friday, will also need to bring an additional car for “crew transport”. Whilst we will allow these in to Skelwith Fold, these CANNOT be left in the Servicing Areas.

There are 300 static caravans at Skelwith Fold, each with its' own parking space. Crew transport can be left in any of these – just remember where you left it!!

### **3. Refuelling** Competitors have 3 options when refuelling;

#### **3.1 Self Refuel.**

Self Refuel is NOT allowed in your service bay. There is a designated “Self Refuel Area” and any self-refuelling MUST be undertaken in this area.

Fuel must be transported to the Self-Refuel Area on foot, DO NOT attempt to take it there by vehicle. We estimate the *maximum* distance you will need to transport fuel is 150m.

Self Refuel will need to take place WITHIN the 45 minutes Service allowance.

#### **3.2 Vital Fuels.**

This will be located in a separate compound after the Service Out time control.

Vital Fuels refuel will take place AFTER the 45 minutes Service allowance, during the “dead time” of Regroup.

Fuel will have needed to be ordered by 25/11/22.

#### **3.3 Refuel at public fuel stations** as marked in the road book.

## **4. Our Use of Skelwith Fold;**

There are **specific conditions for the use of Skelwith Fold** that require your co-operation; We have a good relationship with the owners of Skelwith Fold but it won't take much to undo our good work:. Speeding, damaging property (including driving on the grass), not doing as requested by the Skelwith Fold staff, etc.

The one-way system is in place so that we don't have vehicles meeting each other on the narrow roads and taking to the verges to avoid each other. So, we are not being unreasonable when we threaten you with severe penalties for not complying.

In particular we need you to;

**Observe the 20mph speed limit along the Red Road** as far as the barrier and 10mph throughout the rest of the site. Walking pace is quite sufficient within the Servicing Areas for everyone's safety and wellbeing.

**Service on a groundsheet**, taking particular care not to spill any oil or other fluids

**Avoid damaging any site property.** This includes NOT driving across ANY grass. Do not cut corners or drive off the tarmac roads. Take care of the electricity hook-ups. If you have an accident, please report it to the Officials and don't just leave it to be found later.

**Adhere to the One Way System.** The site is well signposted and the maps are there for you to help you follow the correct route at all times.

The permanent toilet block indicated on the map is open for your use. Please ensure that it is left in a clean condition.

**THE COMPETING CREW ASSOCIATED WITH ANYONE FOUND  
CONTRAVENING ANY OF THE ABOVE POINTS MAY FACE EXCLUSION!**

Marshals from GSR AND Wardens from Skelwith Fold will be in attendance so PLEASE take care.



# Coppermines Grizedale Stages Rally 2022

v6.0

13-Nov-2022

Friday, 2 December 2022

TC	Location	SS Dist.	Liaison Dist.	Total Dist.	Target	First Car
SS		Miles	Miles	Miles	Time	Due
<b>RZ</b>		-	-	-		
<b>1</b>	<i>Distance to next refuel</i>	(4.79)	(14.04)	(18.83)		
MTC 1	Rydal Road - Ambleside					17:30
1		-	10.19	-	0:35	18:05
<b>SS 1</b>	<b>Grizedale East - Kirkby Lonsdale Motor Club.</b>	-	-	-		<b>18:08</b>
<b>SF 1</b>		<b>4.79</b>	-	-	0:06	<b>18:14</b>
MTC 2	High Cross	-	3.85	-	0:15	18:29
<b>Friday Totals</b>		<b>4.79</b>	<b>14.04</b>	<b>18.83</b>		
					Sunrise - Coniston	08:12
					Sunset - Coniston	15:53

© Grizedale Stages Rally Not for publication without written permission

Saturday, 3 December 2022

TC	Location	SS Dist.	Liaison Dist.	Total Dist.	Target	First Car
SS		Miles	Miles	Miles	Time	Due
<b>RZ</b>		-	-	-		
<b>2</b>	<i>Distance to next refuel</i>	(17.70)	(12.92)	(30.62)		
MTC 3	Coniston					10:00
2		-	2.13	-	0:10	10:10
<b>SS 2</b>	<b>Grizedale North - Fieldside</b>	-	-	-		<b>10:13</b>
<b>SF 2</b>		<b>8.51</b>	-	-	0:10	<b>10:23</b>
3		-	0.59	-	0:05	10:28
<b>SS 3</b>	<b>Grizedale South - Hillside</b>	-	-	-		<b>10:31</b>
<b>SF 3</b>		<b>9.19</b>	-	-	0:11	<b>10:42</b>
3A	Service - In	-	10.20	-	0:30	11:12
<b>Service A - Skelwith Fold</b>		<b>(22.49)</b>	<b>(26.96)</b>	<b>(49.45)</b>	<b>0:45</b>	
3B	Service - Out & Regroup - In	-	-	-		11:57
3C	Regroup - Out	-	-	-	0:30	12:27
<b>RZ</b>		-	-	-		
<b>3</b>	<i>Distance to next refuel</i>	(18.55)	(8.51)	(27.06)		
4		-	3.92	-	0:15	12:42
<b>SS 4</b>	<b>Grizedale West - Fieldside &amp; Hillside</b>	-	-	-		<b>12:45</b>
<b>SF 4</b>		<b>18.55</b>	-	-	0:22	<b>13:07</b>
MTC 4	Finish - Coniston	-	4.59	-	0:15	13:22
<b>Saturday Totals</b>		<b>36.25</b>	<b>11.23</b>	<b>47.48</b>		
					Sunrise - Coniston	08:14
					Sunset - Coniston	15:52

© Grizedale Stages Rally Not for publication without written permission

TOTALS OF THE RALLY					
	SS	Liaison	Total		%
<b>Friday, 2 December 2022</b>	4.79	14.04	18.83	<i>Special Stages</i>	25.4%
Sections 1 - 1 SS					
<b>Saturday, 3 December 2022</b>	36.25	11.23	47.48	<i>Special Stages</i>	76.3%
Sections 2 & 3 - 3 SS					
<b>Total - 6 SS</b>	<b>41.04</b>	<b>25.27</b>	<b>66.31</b>		<b>61.9%</b>

## 5. Catering;

There will be a catering unit, serving burgers etc, hot and cold drinks etc. It will be located near the toilet block near service areas 1 and 2.

## 6. First Aid;

First Aid will be available in the Service Area. They can be located next to the toilet block nearest the back gate.



## 7. Litter;

Please ensure you leave the Service Area clean and tidy. Take any rubbish home with you. Thanks.

## 8. Retirements;

If your competing car is unfortunate enough to retire, we will endeavour to recover them at the end of stage to one of 7 "Rendezvous Points" (see below)

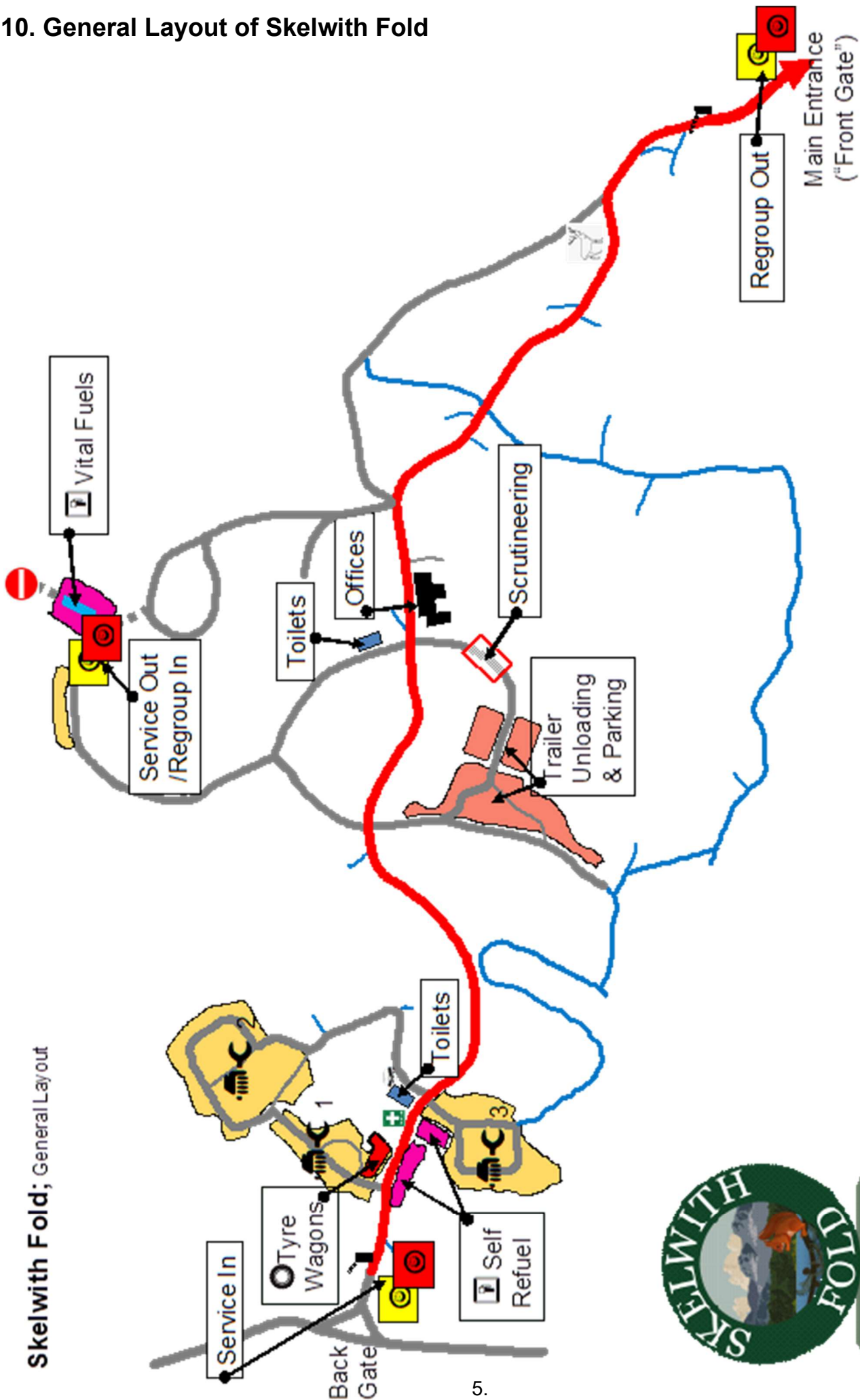
In order to access these points, you MUST follow the directions below.

Cars that are recovered to the Service Area may be able to re-start under SuperRally rules.

## 9. RV Locations;

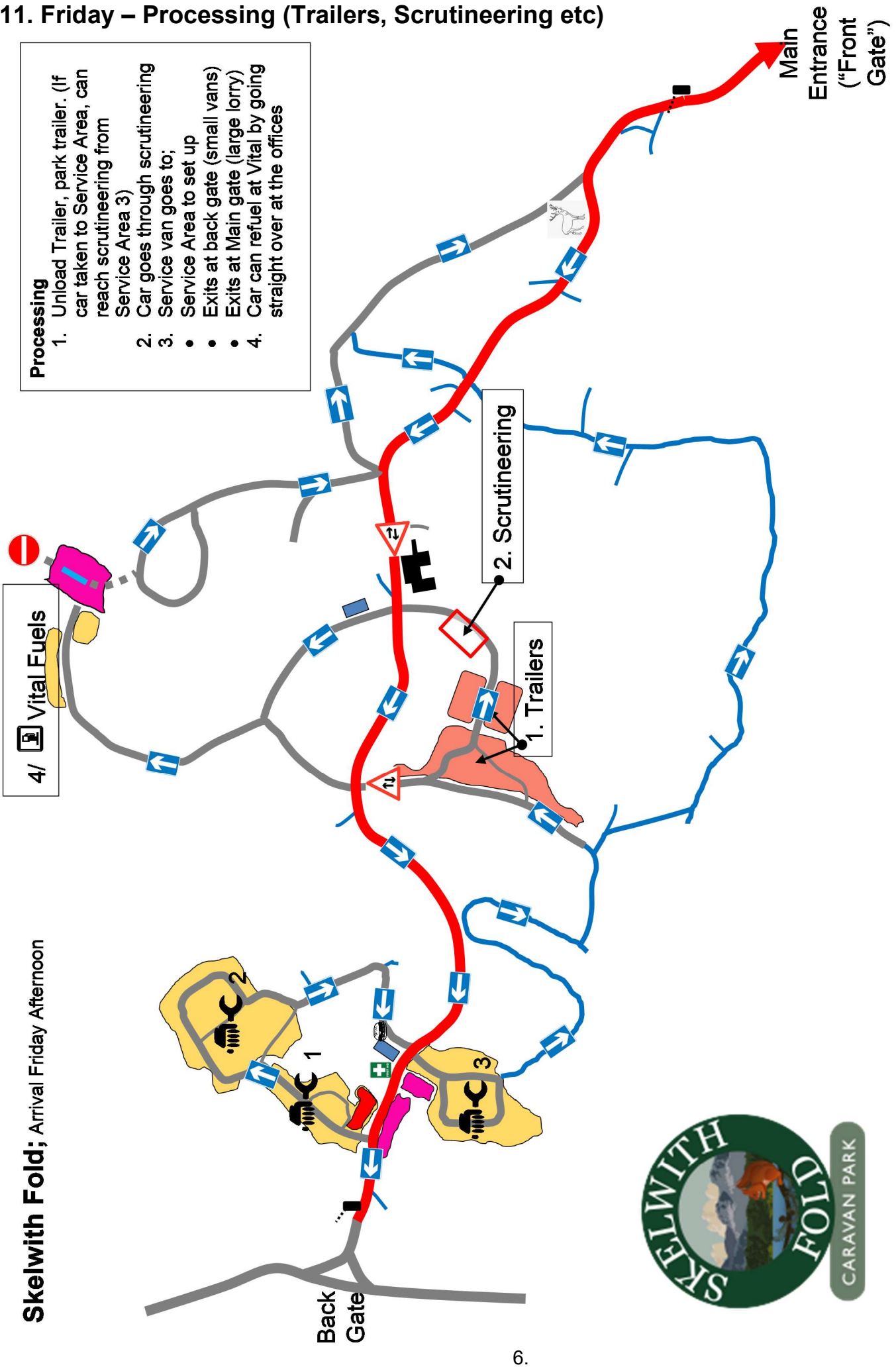
N°	Name	OS Grid	Nearest Postcode	What Three Words
1	Entrance to Forest at The Heald, on the East of Lake road, South of Brantwood	SD 30803 94517	LA21 8AD	///addicted.crabmeat.laws
2*	Grizedale Visitor Centre	SD 33572 94361	LA22 0QJ	///cheerful.alongside.suits
3*	Entrance to Forest at Moor Top on the Hawkshead to Satterthwaite Road	SD 34280 96489	LA22 0QQ	///super.wisdom.villager
4	Entrance to Forest at Tinklers Wood, off the B5285, towards Atkinson Ground	SD 32560 98185	LA21 8AF	///grapevine. unearthly.mothering
7*	Entrance to Forest at Low Bowkerstead, south of Satterthwaite	SD 33604 91509	LA12 8LL	///business. workroom.weeded
8	Entrance to the Forest at High Cross on the B5285	SD 33224 98643	LA22 0PP	///warping.rich.coil
9*	Entrance to Forest at Blind Lane, east of Force Mills	SD 34530 91314	LA12 8LQ	///unusable.squirted.puzzles

10. General Layout of Skelwith Fold



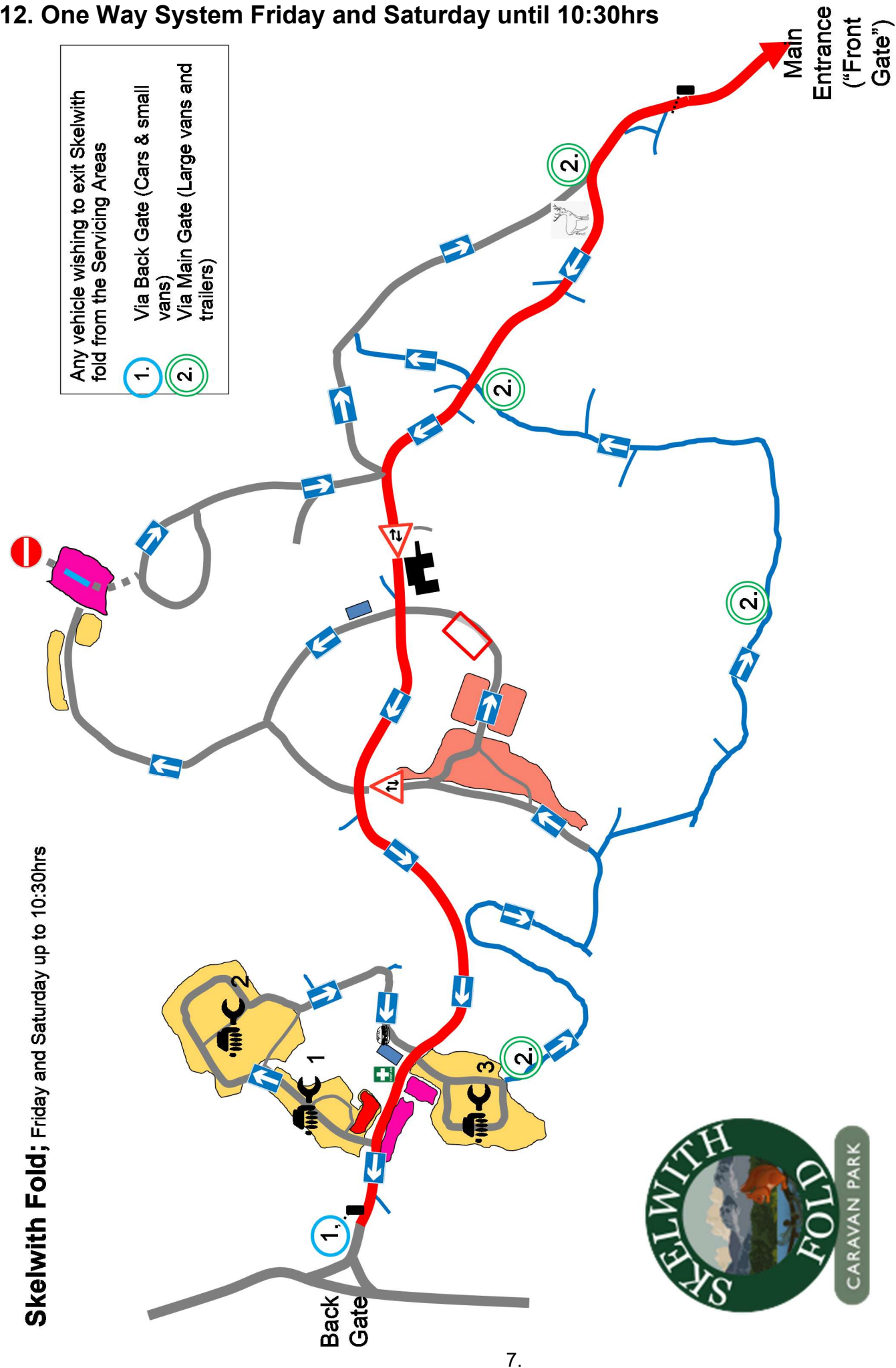


11. Friday – Processing (Trailers, Scrutineering etc)



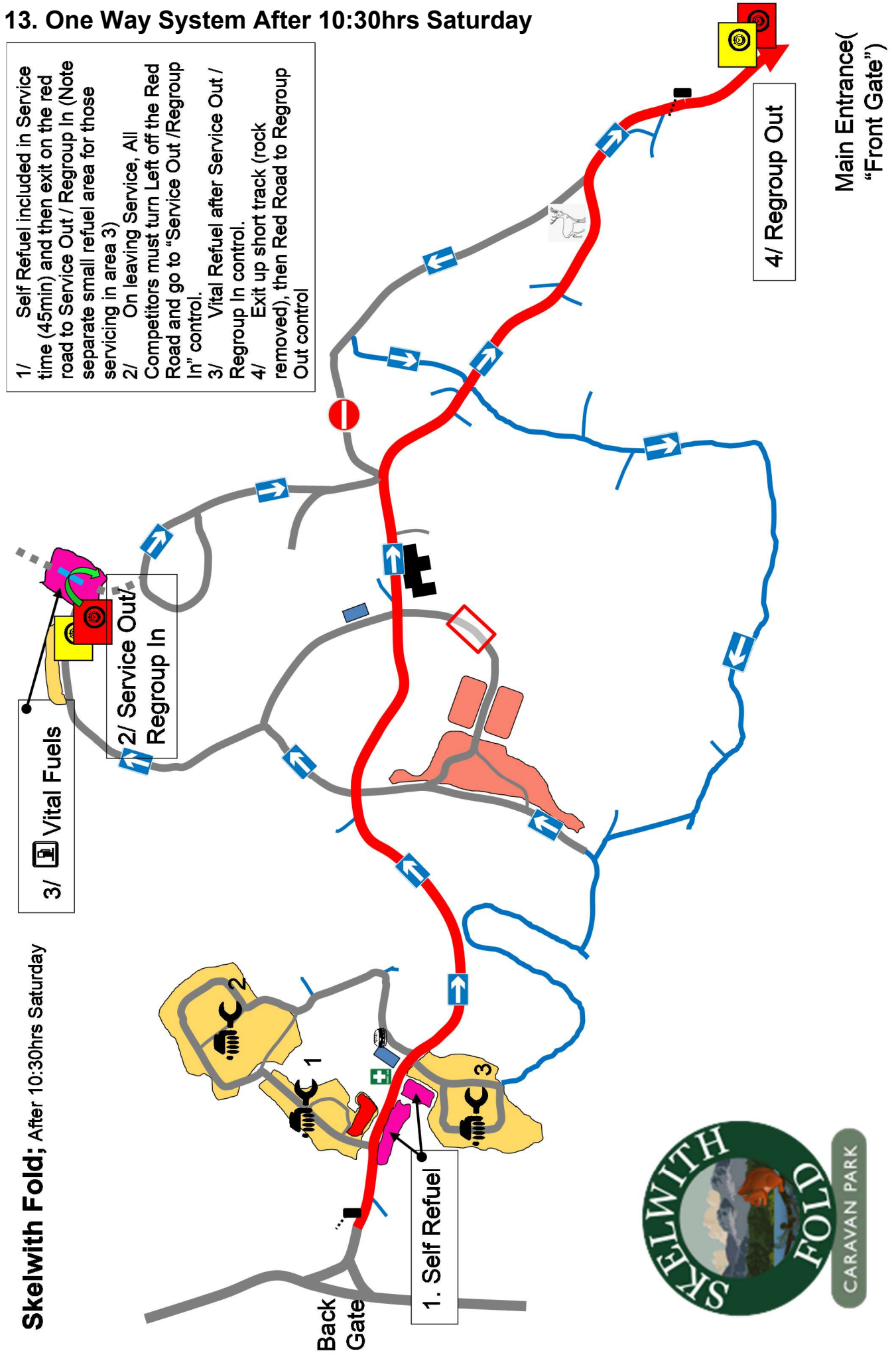
Skelwith Fold; Arrival Friday Afternoon

12. One Way System Friday and Saturday until 10:30hrs





### 13. One Way System After 10:30hrs Saturday



## **Motorsport UK Guidelines on Service Area Risk Management**

When participating in motor sport events and carrying out activities at Service Areas, entrants, competitors and service crew members should be aware of their own and other people's safety and wellbeing. The organiser has the overriding responsibility to co-ordinate the activity and ensure, so far as is reasonably practicable, that statutory requirements for these areas are met. The Rally event organiser must allocate a 'Service Area Zone' to each competing team within the service park. These zones must be managed in such a way that they present neither a safety nor environmental risk to other teams or the venue location.

### **A. Basic Standards for Service Areas (or Service Parks)**

1. The Service Area should be an appropriate size to allow adequate space for individual service zones, vehicle movement and safe pedestrian access. The ground should be relatively even with any significant hazards adequately controlled.
2. Service zones should be clearly demarked and public access restricted.
3. Organisers must set a speed limit for Service Areas and publish this information in the Supplementary Regulations.
4. All entrants should have an environmental ground-sheet in place before work commences on the vehicle.
5. Temporary structures such as motor homes, awnings & pop-up tents must be erected securely and with sufficient ballast to cope with wind conditions. All structures deemed unsafe by the event organisers must be dismantled and removed.
6. All service vehicles should have an environmental spill-kit, for use in the event of liquid spillage. (Competing cars should also carry such a kit.) Spillage of any liquid should be contained immediately by the crew concerned.
7. Fire extinguishers should be readily available at all times when vehicles are to be worked on, particularly in the event of any welding or grinding being carried out and when vehicles are being refuelled. The layout of the Service Area should permit emergency service vehicle access, should the need arise.
8. Vehicles should be supported by axle stands, chassis sill stands or ramps, all with recommended base plates, when raised in the air by trolley or any other types of jack. Engines should not be running when the vehicle is raised on stands. No other work on the car should be attempted, when raising or lowering of the car is taking place.
9. Where necessary, as part of the service i.e. changing of fuel tank, fuel pump, fuel filter, or any other item of fuel circuit, emptying and/or refilling of the fuel tank is permitted provided that:
  - a. The work is carried out with the knowledge of the organiser
  - b. A fire extinguisher with operator is on standby
  - c. No other work is carried out on the car during this operation
  - d. A safety zone is established within which all sources of ignition are removed
  - e. A minimum amount of fuel is used and any removed fuel is stored in a sealed container
10. Service zones should be controlled in such a way that they do not present any unacceptable risk to competitors, crews, adjacent teams or members of the public. Any personnel carrying out work should ensure that they adopt safe working practices at all times.

11. Entrants are responsible for all personnel in their team and in particular for supervising any young persons under the age of 18.
12. All working areas should be kept clean & tidy. All waste should be removed by the entrant at the end of the event and disposed of in a responsible manner.
13. Trailing cables & hoses should not be allowed to create a trip hazard and should not be run across access or roadways unless covered by cable protectors.
14. Whenever vehicle engines are being run, adequate ventilation must be in place.
15. Appropriate safety notices should be displayed and efforts made to ensure that they are complied with.
16. Service crews and competitors need to be aware of the long periods of exposure to cold, wet or heat, experienced while on location in service areas and dress accordingly.
17. The organiser is responsible for establishing emergency arrangements for the Service Area including fire, injury and security incidents. These arrangements must be appropriately communicated to all entrants and competitors.
18. Entrants are reminded of their obligation to comply with the requirements of the appropriate sporting and supplementary regulations at all times.

## **B. Storage & Use of Petroleum Spirit**

1. The organiser must establish suitable arrangements for refuelling with a preference for a designated refuelling zone. (See 'Guidance for the Operation of a Refuel Zone')
2. If re-fuelling is permitted in the Service Area, this should be the last operation to be carried out before the vehicles leave. The vehicle should be off any support stands, have all four wheels on the ground, have all other work ceased and have no occupants, when refuelling commences. All sources of ignition must be removed from the area and an appropriate fire response should be prepared.
3. Ideally re-fuelling should be by hand pumping, rather than from hand held containers.
4. Containers should comply with the relevant British Standard, should be marked "Petroleum Spirit Highly Flammable" and be kept from any source of ignition.
5. All empty containers should be removed from the venue after the event.
6. Petrol is to be used as fuel only, not for any other purpose.
7. All vehicle re-fuelling is to take place in the open air. Smoking and any other sources of ignition, including live electrical items, must be prohibited and a safe area should be enforced with an operative on standby with a fire extinguisher.
8. Refuelling operatives, including those standing by with fire extinguishers, should ensure they are wearing protective clothing, including gloves and eye protection.

## **C. Hazardous Substances**

1. Some parts on historic vehicles, for example brake & clutch linings, contain asbestos. Competitors are encouraged to use non-asbestos substitutes where possible.
2. Where asbestos is used, every effort should be made to prevent dust being released.
3. Some mineral oils may cause skin cancers. Where contact does occur, contamination should be washed off immediately. The wearing of any contaminated clothing should be avoided.
4. Other substances may cause ill health. Competitors should obtain MSDS (material safety data sheets) from suppliers in advance so that they hold important safety information about the products.



#### **D. Electrical Safety**

1. All electrical equipment should be maintained in a safe condition.
2. Extension leads & cables should be neoprene, oil resistant flexible cable.
3. All electrical equipment used externally should be weatherproof and tools should be insulated against electric shock and used with residual current devices.
4. Electrical equipment and hand tools should not be used where flammable vapours e.g. brake cleaner or fuel, are present.

#### **E. Fire Precautions**

1. All competition and service vehicles should carry a suitable fire extinguisher.
2. Special consideration should be made before lighting any cooking appliance.
3. All sources of ignition should be kept away from any fuel store or re-fuelling area.
4. Fire extinguishers should not be moved from their known location, other than when in use.
5. In the event of any fire, a report should be made to the organisers of the event before leaving the venue.
6. All entrants are encouraged to train their personnel in correct fire prevention and treatment procedures.
7. The organisers are responsible for putting in place an emergency plan to cover a fire in Service Area scenario.

#### **F. Compressed Air Equipment**

1. Air blasts from over inflated tyres can cause severe injury. Tyres should not be inflated above manufacturers' recommendation figures.
2. Always stand clear when inflating tyres.
3. Compressors & air lines should be inspected regularly.
4. Compressed air cylinders should be stored and used to suppliers' recommendations.

#### **G. Noise**

1. Exposure to excessive noise may result in hearing loss, or other complaints. These may be short term, or after prolonged exposure, permanent.
2. Where exposure to noise is unavoidable, hearing protection should be worn

#### **H. Manual Handling**

1. Lifting, carrying and propelling of loads by bodily force is a major cause of industrial injuries. All entrants are encouraged to train their personnel in safe manual handling techniques and provide appropriate lifting aids.

## **I. Waste**

1. Entrants must remove all waste from the venue, including containers, packaging, tyres, oils etc. They must be disposed of it in accordance with environmental legislation.
2. General waste facilities on site should not be used to dispose of hazardous substances or materials which have been contaminated by hazardous substances. These must be segregated and disposed of in accordance with waste regulations.

## **J. Vehicle Safety**

1. A 10 mph speed limit should be observed at all times in a Service Area, other than for Emergency Vehicles which may be attending an incident.
2. There may be pedestrians in Service Areas. Special care must be taken in these circumstances, to avoid collisions and, where practicable, to segregate pedestrian routes.
3. The unauthorised use of mopeds, motorcycles, scooters, go-peds, quads etc. is forbidden in Service Areas.
4. Vehicles may only be driven by persons holding valid driving licences for that class of vehicle.

## **K. First Aid**

1. Any person sustaining injury or illness, should seek treatment from the event emergency services, by initially reporting to the Senior Official in charge of the Service Area, who will ensure the appropriate response.

## **L. Reporting of Accidents & Incidents**

1. All accidents where any person sustains injury, or where damage to property occurs, should be reported immediately to the Senior Official in charge of the Service Area.

## **M. Further Regulations and Information**

1. Entrants are reminded of their obligations to comply with the requirements of the appropriate sporting regulations at all times. These Guidance Notes should be read in conjunction with all relevant regulations and the HSE's guide HSG112 'Managing Health & Safety at Motorsport Events'.